

What you need:

- 1 plastic cup
- 1 pencil
- Clear tape
- String
- Aluminum foil
- Scissors

Steps:

1.) Poke a hole through the bottom of the plastic cup. It should be wide enough for the pencil to fit through but not too wide




2.) Put the pencil through the hole and secure it to the cup with tape






3.) Cut a piece of string that is one foot long



4.) Tape one side of the string to the bottom of the cup, right next to the pencil






5.) Take a large amount of aluminum foil and roll it into a ball. The ball should be a little smaller than the cup's width



6.) Tape the ball to the other side of the string



Have fun!

